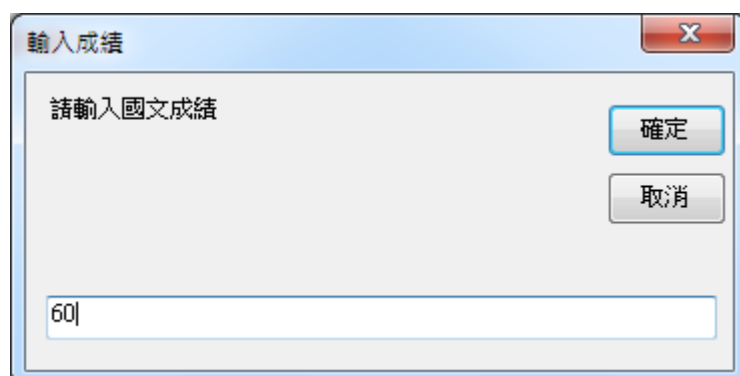


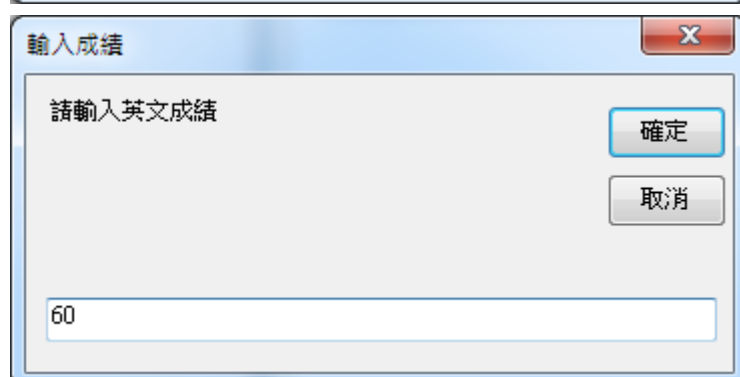
### 一. 程式說明

這程式是使用來計算成績用，能更用來給老師或同學來計算自己成績的加總

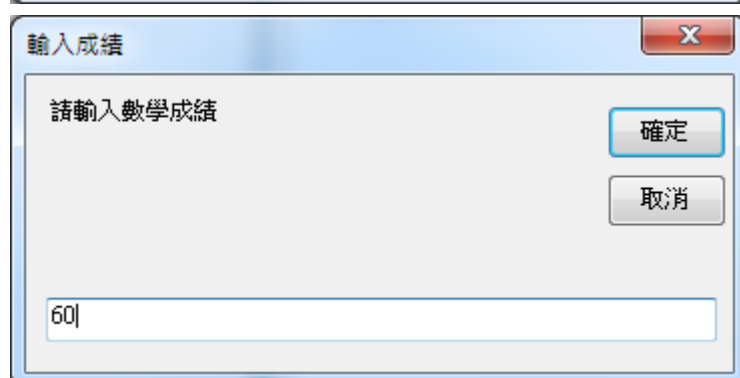
### 二. 程式畫面



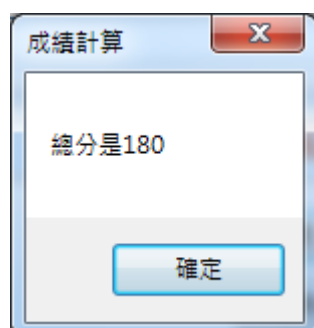
A dialog box titled "輸入成績" (Enter Grade) with a close button (X) in the top right corner. The main text says "請輸入國文成績" (Please enter Chinese grade). Below the text is a text input field containing the number "60". To the right of the input field are two buttons: "確定" (OK) and "取消" (Cancel).



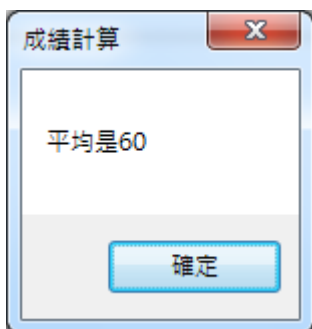
A dialog box titled "輸入成績" (Enter Grade) with a close button (X) in the top right corner. The main text says "請輸入英文成績" (Please enter English grade). Below the text is a text input field containing the number "60". To the right of the input field are two buttons: "確定" (OK) and "取消" (Cancel).



A dialog box titled "輸入成績" (Enter Grade) with a close button (X) in the top right corner. The main text says "請輸入數學成績" (Please enter Math grade). Below the text is a text input field containing the number "60". To the right of the input field are two buttons: "確定" (OK) and "取消" (Cancel).



A dialog box titled "成績計算" (Grade Calculation) with a close button (X) in the top right corner. The main text says "總分是180" (Total score is 180). Below the text is a button labeled "確定" (OK).



### 三. 程式碼

```
Public Class Form1
```

```
    Dim c, m, em As Single
```

```
    Private Sub Form1_Load(ByVal sender As Object, ByVal e As System.EventArgs) Handles
```

```
        Me.Load
```

```
            c = InputBox("請輸入國文成績")
```

```
            m = InputBox("請輸入英文成績")
```

```
            em = InputBox("請輸入數學成績")
```

```
            MsgBox("總分是" & c + m + em, , "成績計算")
```

```
            MsgBox("平均是" & (c + m + em) / 3, , "成績計算")
```

```
        End Sub
```

```
    End Class
```

### 四. 程式說明

再輸入成績後，**msgbox** 把輸入的數值相加後輸出

再輸入成績後，**msgbox** 把輸入的數值相除後輸出

**InputBox** 函數可用來顯示一個使用者輸入資格的輸入交談窗，並將使用者所輸入的資料以"字串"資料型別傳回指定的變數！

**Msgbox** 函數是可用來顯示一個訊息視窗，並將使用者所輸入的資料以"整數"資料型別傳回指定的變數！